

# Series 245 Card-Lok

CONNECT AND PROTECT



## RECOMMENDED GAP WIDTH

PCB + 7.62 (.300)

## RECOMMENDED TORQUE

113 N-cm (10 in-lbs)

With "L" option 147 N-cm (13 in-lbs)

## WEIGHT

1.77 g/cm (.159 oz/in)

## MATERIALS AND FINISH

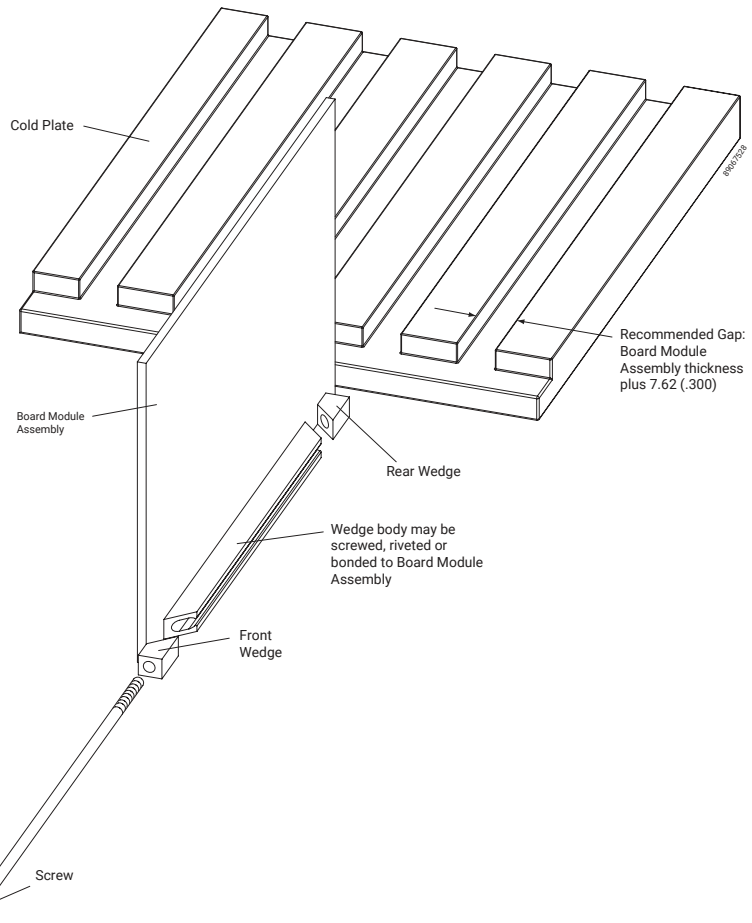
### WEDGES

- **Material:** Aluminum Alloy 6061-T6 per ASTM-B221 or AMS-QQ-A-200/8
- **Finish:** See finish table on opposite page

### SCREW

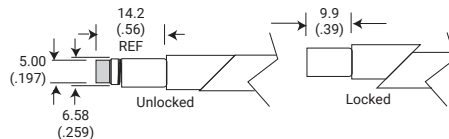
.09-in. or 2.5-mm hex. socket head cap screw, depending on mounting configuration

- **Material:** Stainless steel per ASTM A-582
- **Finish:** Passivated per AMS2700



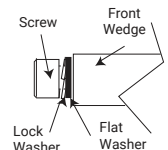
### Detail "V"

Provides visual lock indication. Changes hex drive to 2.38 (.094). This option adds 5.08 (.20) to screw length.



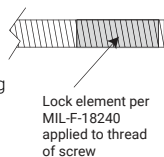
### Detail "W"

Provides added resistance to loosening from shock and vibration. This option adds 2.5 (.10) to the screw length when combined with the "R" suffix option.



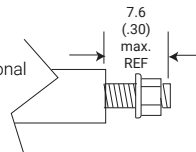
### Detail "L"

Provides prevailing torque for resistance to loosening from shock and vibration. Adds 34 N-cm (3 in-lbs) torque to assembly. See application data on previous sheet.



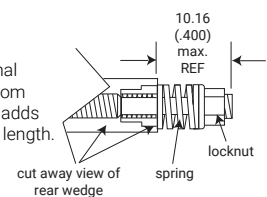
### Detail "R"

Reduces the possibility of unintentional disassembly of the screw from rear wedge. This option adds 2.54 (.10) to the screw length unless when combined with the "W" suffix option, then it adds 5.08 (.20).

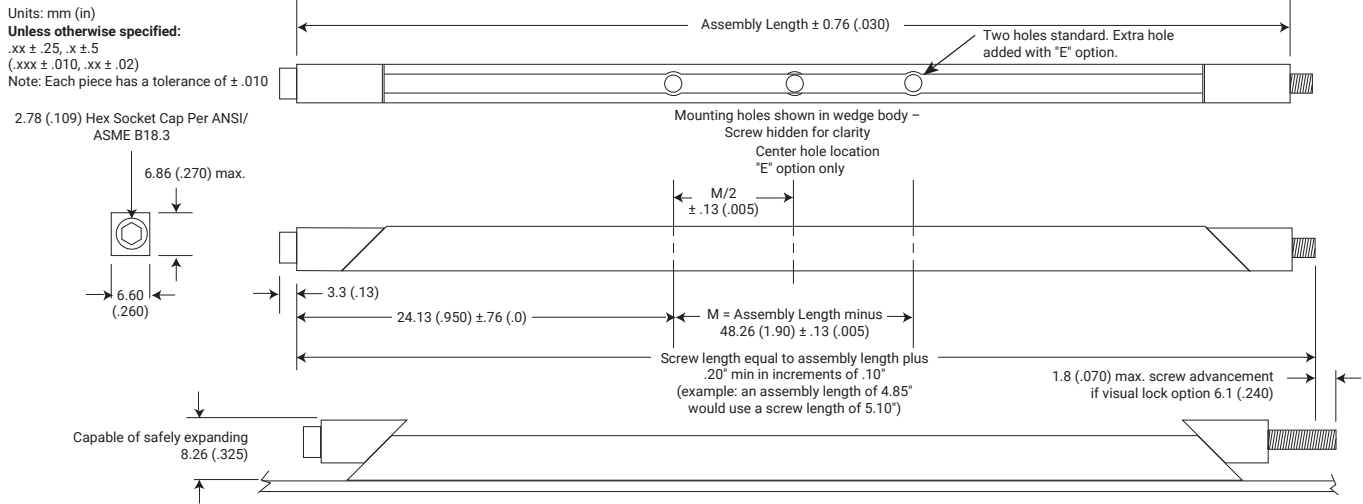


### Detail "K"

Prevents the unintentional disassembly of screw from rear wedge. This option adds 5.08 (.200) to the screw length.



**SERIES 245 CARD-LOK**



**Part Number Code**  
**Series 245 Card-Lok Three Piece**

M W V A 245 - 4.80 E H L R

**Prefix options**  
 Metric Screw Head M2.5        M  
 Standard Screw Head 7/64        [blank]  
 Lock and Flat Washer        W  
 None        [blank]  
 Visual Indicator (changes hex drive to 3/32)        V  
 No Visual Indicator        [blank]  
 Black Anodize        A  
 or choose from Finish Table        see table

**Suffix options**  
 Stainless Steel Lock Nut if "R" option is selected        CR  
 Standard Plated Steel        "-"  
 Assembly length in inches. Standard lengths range from 71.12 (2.80), 96.52 (3.80) and 121.9 (4.80).        length.xx  
 Other lengths available upon request

Additional Center Mounting Hole        E  
 None        [blank]  
 Mounting Options - holes for rivet mounting        H  
 or choose from Mounting Option Table        see table  
 Lock Element        L  
 None        [blank]  
 Lock Nut        R  
 None        [blank]  
 Captive Screw        K  
 None        [blank]

**Part Number Code Example:**  
 245-3.80H Series 245 three piece Card-Lok, 96.52 (3.80) long, gold chemical film finish with holes for rivet mounting

**FINISH TABLE**

| Code Letter | Finish  |
|-------------|---|
| [blank]     | Chemical Film per Mil-DTL-5541 Class 1A, Type 1, Gold       |
| "R"         | Chemical Film per Mil-DTL-5541 Class 3, Type II, Clear      |
| "A"         | Black Anodize per Mil-A-8625 Type II, Class 2               |
| "HA"        | Hard Black Anodize per Mil-A-8625 Type III, Class 2         |
| "EN"        | Electroless Nickel per Mil-C-26074 Class 4, Grade B, Bright |

**MOUNTING METHOD TABLE**

| Code Letter | Method  |
|-------------|---|
| [blank]     | No mounting holes   |
| "H"         | Rivet Mounting Ø1.70 (.067) hole with 3.96 (.156) counterbore x 5.08 (.200) deep and 100° x 3.56 (.140) countersink |
| "T0"        | 0-80 tapped hole  |
| "T2"        | 2-56 tapped hole  |
| "TM2"       | M2 x 0.40 tapped hole   |
| "TM2.5"     | M2.5 x 0.45 tapped hole   |

**nVent SCHROFF, Inc.**  
 7328 Trade Street  
 San Diego, CA 92121 USA  
 +1 800-525-4682

**CALMARK™**



Our powerful portfolio of brands:  
**CADDY ERICO HOFFMAN RAYCHEM SCHROFF TRACER**