



SERIES 107-51 ALUMINUM INSERTER / EXTRACTOR

MATERIALS AND FINISH

EXTRACTOR

Materials:

Aluminum alloy 6061-T6

Finish:

Black anodize per Mil-A-8625, Class 2, Type II or Clear Chemical Film per Mil-DTL-5541, Class 3, Type II for a conductive finish.

ASSEMBLY PIN

Materials:

Stainless steel

Finish:

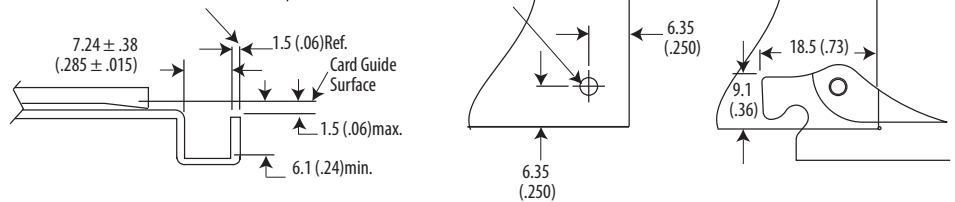
Passivated

Detail of Actuating Surfaces

Required on Top and Bottom guide plates

Provides insertion and extraction travel of 8.9 (.35) min.

Nominal position of card edge when seated in connector. The inserter-extractor can move the board an additional 1.3 (.050) if necessary due to the tolerances of the assembly



APPLICATION DATA

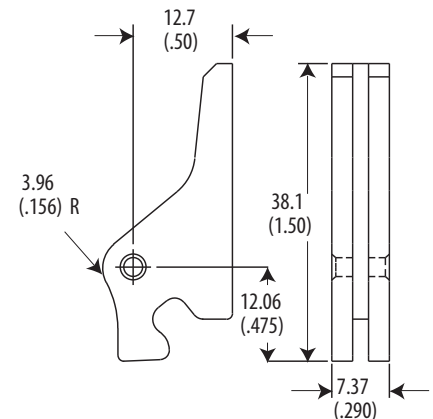
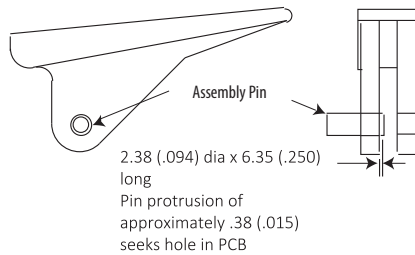
Two inserter or inserter-extractors are recommended per printed circuit board taller than 127 mm (5 in) height.

ASSEMBLY PIN

Option to be pre-started for:

- Faster and easier installation of the extractor to the PCB
- Eliminates the need for special tools or equipment and set up time.
- Eliminates loss of loose assembly pins

If the "P" option is not selected, the extractors and the pins will be packaged separately.



Units: mm (in)
Unless otherwise specified:
.xx ± .25, .x ± .5
(.xxx ± .010, .xx ± .02)

Part Number Code			
Series 107-51 Inserter/Extractor	P	C	107-51 - 3
Assembly Pin			
Loose _____	[blank]		
Pre assembled _____	P		
Finish			
Black Anodized _____	[blank]		
Conductive Clear Chem Film _____	C		
PCB Thickness			
1.6 (.063) _____	[blank]		
2.4 (.094) _____			3
3.2 (.125) _____			4

Part Number Code example: PC107-51-3
Series 107-51 extractor, with pre-started assembly pin, conductive clear chem film finish, for PCB thickness of 2.4 (.094)