

Series 240 Card-Lok

CONNECT AND PROTECT



RECOMMENDED GAP WIDTH

PCB + 5.33 (.210)

RECOMMENDED TORQUE

68 N-cm (6 in-lbs)

WEIGHT

0.86 g/cm (.077 oz/in)

MATERIALS AND FINISH

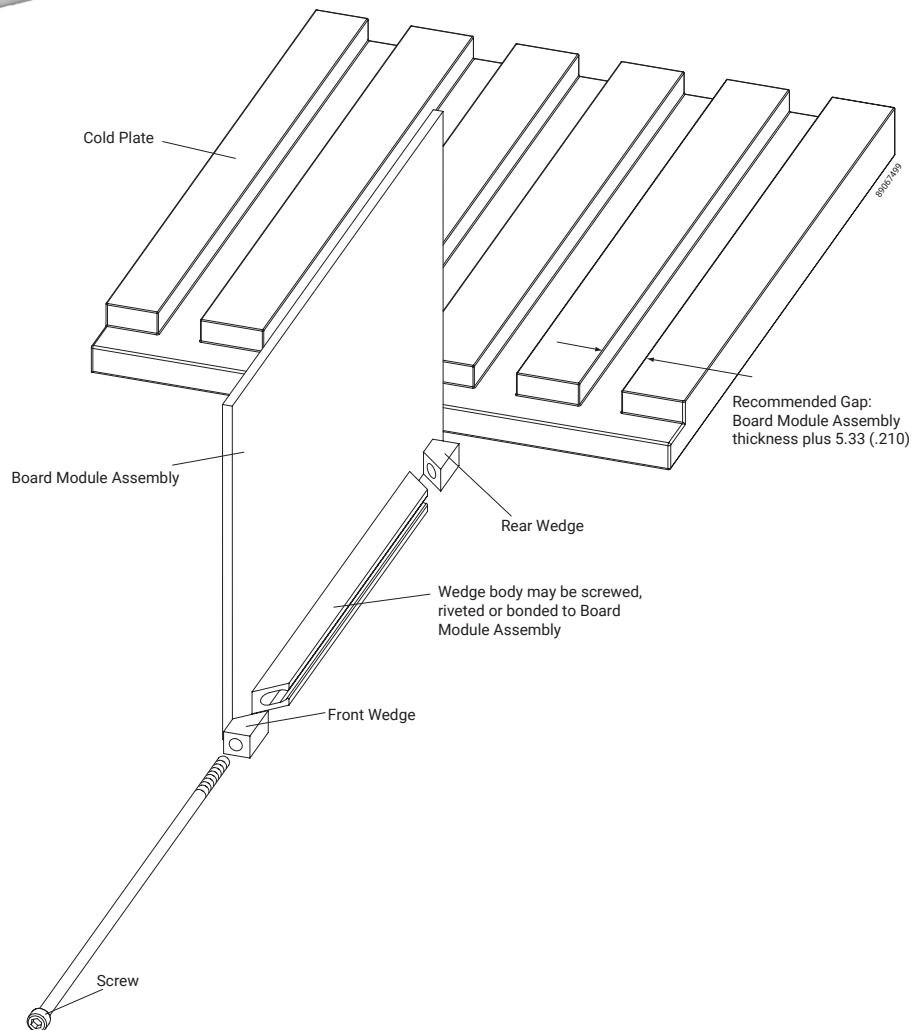
WEDGES

- **Material:** Aluminum Alloy 6061-T6 per ASTM-B221 or AMS-QQ-A-200/8
- **Finish:** See finish table on opposite page

SCREW

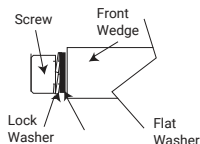
.09-in. or 2.5-mm hex. socket head cap screw, depending on mounting configuration

- **Material:** Stainless steel per ASTM A-582
- **Finish:** Passivated per AMS2700



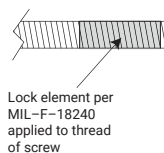
Detail "W"

Provides added resistance to loosening from shock and vibration. This option adds 2.54 (.100) to the screw length when combined with the "R" option.



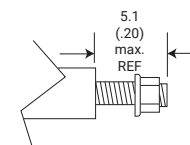
Detail "L"

Provides prevailing torque for resistance to loosening from shock and vibration. Adds 22 N-cm (2 in-lbs) torque to assembly. See application data on previous sheet.



Detail "R"

Reduces the possibility of unintentional disassembly of the screw from rear wedge. This option adds 2.54 (.100) to the screw length when combined with the "W" option. Lock Nut material: stainless steel.



SERIES 240 CARD-LOK

Units: mm (in)

Unless otherwise specified:

.xx ± .25, .x ± .5

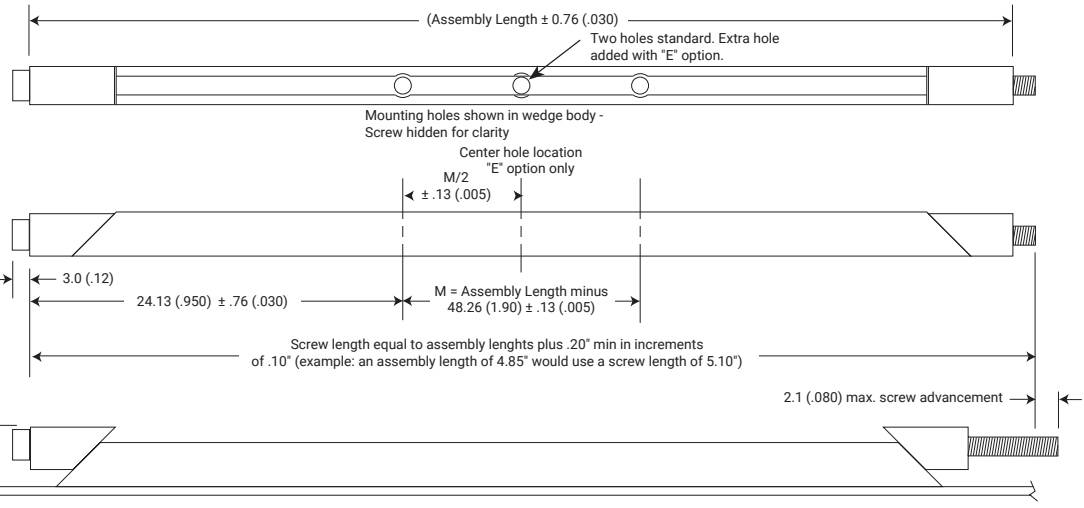
(xxx ± .010, .xx ± .02)

Note: Each piece has a tolerance of ± .010

2.38 (.094) Hex Socket Cap Per ANSI/
ASME B18.3

4.57 (.180) max.

6.10
(.240)



Part Number Code

Series 240 Card-Lok Three Piece

M W A 240 - 4.80 E H L R

Prefix options

Metric Screw Head M2.5 Hex Drive M

Standard Screw Head 3/32

Hex Drive [blank]

Lock and Flat Washer W

None [blank]

Black Anodize A
or choose from Finish Table see table

Suffix options

Assembly length in inches. Standard lengths range from
71.12 (2.80), 96.52 (3.80) and 121.9 (4.80). length.xx
Other lengths available upon request

Additional Center Mounting Hole E
None [blank]

Mounting Options - holes for rivet mounting H
or choose from Mounting Option Table see table

Lock Element L
None [blank]

Lock Nut R
None [blank]

FINISH TABLE

Code Letter	Finish
[blank]	Chemical Film per Mil-DTL-5541 Class 1A, Type 1, Gold
"R"	Chemical Film per Mil-DTL-5541 Class 3, Type II, Clear
"A"	Black Anodize per Mil-A-8625 Type II, Class 2
"HA"	Hard Black Anodize per Mil-A-8625 Type III, Class 2
"EN"	Electroless Nickel per Mil-C-26074 Class 4, Grade B, Bright

MOUNTING METHOD TABLE

Code Letter	Method
[blank]	No mounting holes
"H"	Rivet Mounting Ø1.70 (.067) hole with 3.96 (.156) counterbore x 5.08 (.200) deep and 100° x 3.56 (.140) countersink
"T0"	0-80 tapped hole
"T2"	2-56 tapped hole
"TM2"	M2 x 0.40 tapped hole
"TM2.5"	M2.5 x 0.45 tapped hole

Part Number Code Example: A240-3.80EHLR

Series 240 three piece Card-Lok, black anodized finish, 96.52 (3.80) long, holes for rivet mounting including an extra center mounting hole, with locking element on the screw thread and a stainless steel locknut

nVent SCHROFF, Inc.

7328 Trade Street
San Diego, CA 92121 USA
+1 800-525-4682

CALMARK™



Our powerful portfolio of brands:

CADDY ERICO HOFFMAN RAYCHEM SCHROFF TRACER